

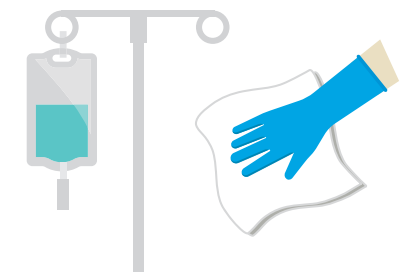

Cidox[®] +

High Level Sporicidal Cleaning and Disinfection Tablets

Patient Environment



- IV poles
- Bed rails
- Over bed tables
- Mattresses




1. Add one Cidox 100+ tablet to 1 litre dilution vessel.

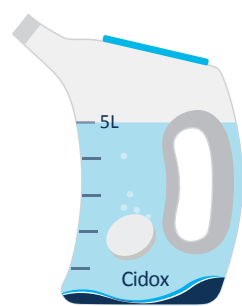
2. Remove any gross contamination.

3. Add solution to drywipe or directly to surface, wipe and observe 5 minute contact time.

Large Area Non Porous Surfaces



- Walls
- Floors
- Cupboards



1. Add one Cidox 500+ tablet to 5 litre dilution vessel. Remove any gross contamination.

2. Apply solution to surface using mop or cloth.

3. Allow to dry naturally and observe 5 minute contact time.

Cidox+ is compliant with all EN tests required by ISO 14885 for surface disinfection in the medical area.
A Technical Data and Material Safety Data Sheet are available on request.

⚠ WARNINGS AND PRECAUTIONS

USE BIOCIDES SAFELY. ALWAYS READ THE LABEL AND PRODUCT INFORMATION BEFORE USE, AND REFER TO ORGANISATIONAL POLICY AND THE SAFETY DATA SHEET.



Avoid contact with skin and eyes.



Avoid continuous exposure to vapour.



Make up and use with adequate ventilation.



Use lukewarm water (max 30°C) to make Cidox+ solution.



Avoid prolonged contact with stainless steel, clothing or soft furnishings.



Use in accordance with your site policy and COSHH assessment. Store tablets and solutions in a secure, dry location, out of the reach of children.



Never remove tablet labels.



Always dispose of residual solution after 72 hours. Refer to local policies for site specific instructions.



Dispose of used materials in correct waste stream and wash hands thoroughly.